



# ADVENTURE TIME

ONI PRESS

#12



CHRIS HOUGHTON

# ADVENTURE TIME



CREATED BY

Pendleton Ward

WRITTEN BY

Ryan North

ILLUSTRATED BY

Shelli Paroline & Braden Lamb

with additional colors by Lisa Moore

LETTERS BY

Steve Wands

"The Ice King & His Magical Matchmaking Mini-Comic"

WRITTEN BY

Alexis Frederick-Frost

ILLUSTRATED BY

Andrew Arnold

COVER BY

Chris Houghton

with colors by Cassandra Heller

DIGITAL EDITOR:  
Megan Brown

DIGITAL DESIGNER:  
Sarah Rockwell

ORIGINAL EDITOR:  
Shannon Watters

ORIGINAL DESIGNER:  
Stephanie Gonzaga

ONIPRESS.COM    /ONIPRESS

PUBLISHED BY ONI-LION FORGE PUBLISHING GROUP, LLC. Hunter Gorinson, president & publisher  
Sierra Hahn, editor in chief • Troy Look, vp of publishing services • Spencer Simpson, vp of sales • Angie Knowles, director of design & production • Daniel Crary, director of marketing • Katie Sainz, director of sales, book market • Jeremy Colfer, director of development • Chris Cerasi, managing editor • Bess Pallares, senior editor • Grace Scheipeter, senior editor • Karl Bollers, editor • Megan Brown, editor • Matt Dryer, editor Gabriel Granillo, editor • Jung Hu Lee, assistant editor • Michael Torma, senior sales manager • Andy McElliott, operations manager • Sarah Rockwell, senior graphic designer • Carey Soucy, senior graphic designer Winston Gambro, graphic designer • Matt Harding, digital prepress technician • Sara Harding, executive coordinator • Kaia Rokke, marketing & communications coordinator • Joe Nozemack, publisher emeritus


WITH SPECIAL THANKS TO

Kurtis Estes and the wonderful folks at WB and Cartoon Network.






Copyright © 2024 Cartoon Network.  
ADVENTURE TIME and all related characters and elements  
© & ™ Cartoon Network. WB SHIELD: © & ™ WBEL. (s24)

Adventure Time #12, January 2013. Published by Oni-Lion Forge Publishing Group, LLC, 1319 SE Martin Luther King Jr. Blvd., Suite 216, Portland, OR 97214. ADVENTURE TIME and all related characters and elements are trademarks of and ©2024 Cartoon Network. All rights reserved. Oni Press logo and icon are ™ & © 2024 Oni-Lion Forge Publishing Group, LLC. All rights reserved. Oni Press logo and icon artwork created by Keith A. Wood. The events, institutions, and characters presented in this book are fictional. Any resemblance to actual persons, living or dead, is purely coincidental. No portion of this publication may be reproduced, by any means, without the express written permission of the copyright holders.







BACK AT THE START OF ISSUE #11, Y'ALL!



Bum chops are like pork chops, only they're different in some really really important ways.



Oh my glob, you guys! Wait up!! I'm here now! We can start the game for real now, you guys!

What the--what are the stupid controls for this sucky thing? Why can't I lumpin' move already??

Wait, am I like, a pillar? I'm a lumpin' **DISCOUNT ROOF LEG?**

**ATTENTION NERDS: THIS IS WHY NOBODY LIKES VIDEO GAMES.**





Thanks for waiting up, you guys! **NOT!** I hope you all **DIE** and then have to start the game over again!



Because when you do, you'll be back here! And then we'll talk and you're gonna lumpin' **LOVE IT** and you're gonna wish you'd talked to me sooner, alright?!

You're missing out! I'm already talking to the **GO** hand!




"Oh, hello **GO** hand, my name's Lumpy Space Princess...what's that? You say your name is Doctor Julius Abshaver? And you're a passionate yet troubled surgeon with a mysterious past?!"



"Doctor Julius, I know that our awesome romantic attraction is causing all sorts of workplace drama, but you need to focus on this surgery!"

"No, Doctor Julius, I'm not gonna marry you right away! You have to **ROMANCE** me, lumpwit. I want some flowers. I want some spaghetti."

"WHERE'S MY SPAGHETTI, JULIUS?!"



"THIS ISN'T EVEN SPAGHETTI, THIS IS MOLDY NEWSPAPER YOU CUT INTO STRIPS AND POURED SAUCE ON!"

"YES I KNOW THE LUMPIN' DIFFERENCE, JULIUS!"



"It's over, Jules! I only hope that someday you learn **THIS** lady's heart is a lot like all those busted-up bones you operate on. Sometimes--"

"--sometimes they don't heal back to quite the same way they were before."



Oh my glob,  
that was totally  
awesome. I got chills.  
I got chills, you  
guys.



Okay, BMO!  
I'm ready to come  
out now!



eeeeerrrrrrrooooooooooooo

Yaaaaaaay!







Dear diary:  
raw displays of  
emotion AND free  
food? Best visit to  
Finn and Jake's  
place EVER!!



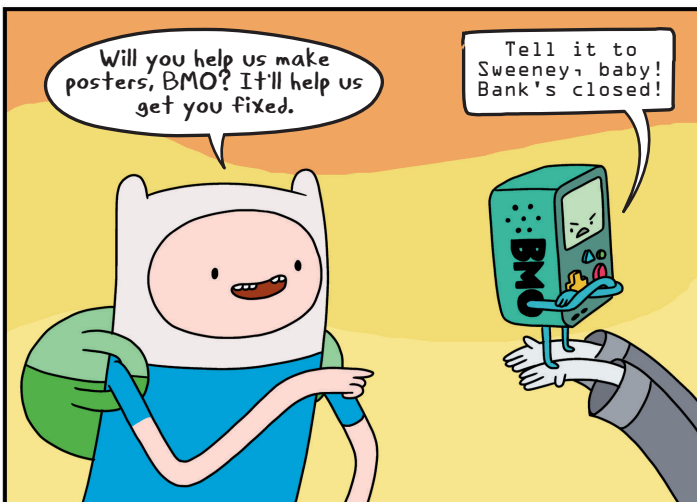
Dear diary: I hate it when emotion isn't served raw. Why would you even cook that junk? You know what I mean, diary?!















What do wizards want? You may think the answer is "simply to be loved for who I am instead of for what I can do" but the real answer is "super speed, voluntary invisibility, and super-sharp claws that pop out of my hands at will."




"Next you're going to tell me you made more than just one of them!"

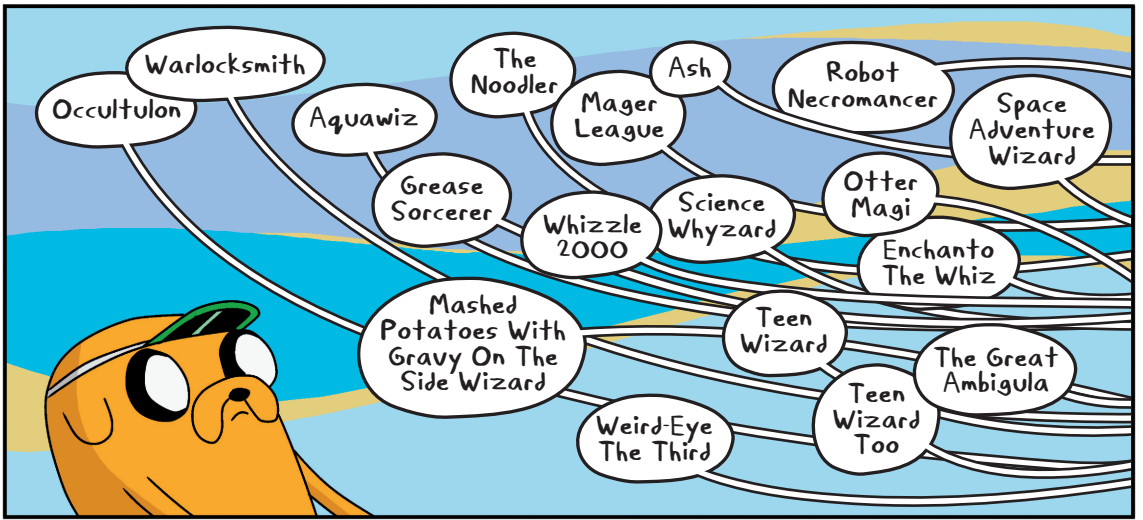































"Truth Field Projection Princess" is actually the shortfied, nickname version of her name. Her full handle is Mandatory Truthful Response Field Emitter And Polarity-Aligned Honesty Particle Atmospheric Wavefront Generator With Decoupled Quantum-Phase Linear Projection Matrix Princess. You can kinda see why she shortened it I guess.







# The Ice King & His Magical Matchmaking Mini-Comic


by Alexis & Andrew











**STEP 1** Figure out how long your comic will be by writing a page-by-page summary of your story.

**TIP!** To avoid having blank pages, make sure your pages are divisible by four.

**MATHEMATICAL!**

**STEP 2** Take a stack of paper and fold it in half to make a little book.

**FOLD!**

**STEP 3** Count the pages to see if you have enough for your comic. Add or remove pages as needed.

Then, number the pages of your book.

**STEP 4** Unfold the pages and begin drawing your comic on the correct pages.

Draw page 2, Draw page 11, Draw page 4, Draw page 9

**TIP!** Don't worry: the comic will seem out of order. It will make sense as a book!

**STEP 5** After you finish drawing your comic, stack the papers with even numbers on the left starting with page 2, until all your paper is stacked.



**STEP 6** To make a cover, take a single sheet of paper and fold it in half. Unfold the paper and draw on the right half of the page.

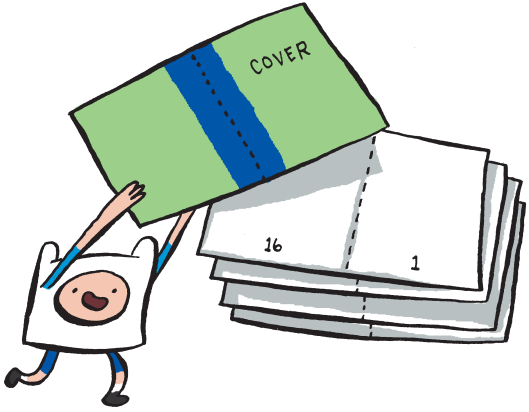


COVER

COVER

BOO!

**STEP 7** Take the stack of comic pages and flip the stack over so page 1 is on top. Place the cover on top.



COVER

16

1


**STEP 8** Make double-sided copies of your stack of pages.



TIP!

Many libraries have copiers that can make double-sided copies. Look for one that has an automatic feed!


**STEP 9** Take the copy of your comic and fold it in half.



FOLD!

TIP!

Use a spoon to help flatten out the fold.



**STEP 10** Open up your comic and—using a long neck stapler—staple twice along the fold, stapling the pages together.



TIP!

Libraries will usually have these!



**STEP 11** Read through your comic and make sure all the pages are in order. Then, continue to make more copies, until **ALL** of your fans are satisfied!!!



